

CHRISTMAS THEMED EARLY LEARNING PRINTABLES

29 pages

NAME: _____

LEARN TO PRINT

Practice your printing by tracing the word and letters



nutcracker

N n N n N n

NAME: _____






















santa Claus

NAME: _____

COUNTING PRACTICE

Count the items in each row and write the number in the box

			<input type="text"/>			
					<input type="text"/>	
					<input type="text"/>	
				<input type="text"/>		
						<input type="text"/>

NAME: _____

SPELLING PRACTICE

Trace the word and then try to print it yourself












reindeer

NAME: _____

WHICH IS BIGGER?




Circle the biggest item in each row

NAME: _____

LETTER RECOGNITION

Look at the picture and circle the first letter of the word

 s m z i e w o a	 s m z i e w o a
 d r c w x b u r	 d r c w x b u r

NAME:

TRACING FUN - ALPHABET

Learn to print your letters by tracing them

A

a

B

b

C

c

D

d

E

e

F

f

G

g

H

h

I

i

J

j

K

k

L

l

NAME:

TRACING FUN - ALPHABET

Learn to print your letters by tracing them

M

m

N

n

O

o

P

p

Q

q

R

r

S

s

T

t

NAME:

TRACING FUN - ALPHABET

Learn to print your letters by tracing them

U

u

V

v

W

w

X

x

Y

y

Z

z

NAME:

TRACING FUN - NUMBERS

Learn to print your numbers by tracing them

0

1

2

3

4

5

6

7

8

9

10

NAME:

TRACING FUN - NUMBERS

Learn to print your numbers by tracing them

11

12

13

14

15

16

17

18

19

20

NAME: _____

COUNTING PRACTICE

Count the pictures in each box and circle the right number



2 5 9 6



4 2 8 1



8 6 5 4



9 3 1 7

NAME: _____

LETTER RECOGNITION

Look at the picture and circle the first letter of the word



s m z i



e w o a



d r c w



x b u r

NAME: _____

WHICH IS BIGGER?

Circle the biggest item in each row



NAME: _____

WHICH IS SMALLER?


Circle the smallest item in each row



NAME:

FIND THE CHRISTMAS ITEMS

Circle all the items you would see at Christmas time



NAME: _____

COUNTING PRACTICE


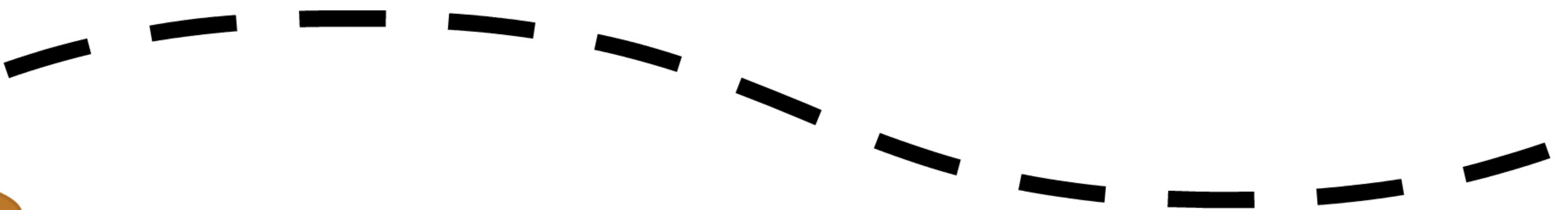
Count the items in each row and write the number in the box



NAME:

TRACING LINES

Using a pencil, marker or crayon trace the lines



NAME:

MATCHING FUN

Draw a line connecting the word to the matching picture

snowman

candy cane

elf

present

Santa Claus

reindeer

christmas tree



NAME:

MAZE FUN

Help Santa find his way to the chimney



NAME:

SPELLING PRACTICE

Trace the word and then try to print it yourself



reindeer

NAME: _____

LEARN TO PRINT

Practice your printing by tracing the word and letters



Christmas tree

C c C c C c

NAME:

SPELLING PRACTICE

Trace the word and then try to print it yourself



Santa

NAME: _____

LEARN TO PRINT

Practice your printing by tracing the word and letters



nutcracker

N n N n N n

NAME:

SPELLING PRACTICE

Trace the word and then try to print it yourself



snowman

NAME: _____

LEARN TO PRINT

Practice your printing by tracing the word and letters



elf

e e e e

NAME: _____

LEARN TO PRINT

Practice your printing by tracing the word and letters



present

P p P p P p

NAME: _____

LEARN TO PRINT


Practice your printing by tracing the word and letters



wreath

w w w w w

NAME: _____



snowman

NAME: _____


★ Merry ★

Christmas



Merry Christmas

NAME: _____



stockings

NAME: _____



Christmas

NAME: _____



Santa Claus

NAME:

PRACTICE SPELLING YOUR NAME



MY NAME IS:



Handwriting practice lines consisting of solid top and bottom lines with a dashed middle line for letter height guidance. There are four sets of these lines provided for practice.

Build a Snowman

